

ESTADO ANALÍTICO DEL EJERCICIO DEL PRESUPUESTO DE EGRESOS
 CLASIFICACIÓN ADMINISTRATIVA
 Del 1 de Enero al 30 de Junio de 2024
 (Cifras en pesos)


Concepto	Egreso Aprobado (1)	Ampliaciones/Reducciones (2)	Egreso Modificado (3=1+2)	Egreso Devengado (4)	Egreso Pagado (5)	Subejercicio (6=3-4)	
3	SECTOR PUBLICO MUNICIPAL	125,192,923.00	301,743.79	125,194,666.79	62,505,419.94	62,127,543.01	62,989,246.85
3.1	SECTOR PUBLICO NO FINANCIERO	125,192,923.00	301,743.79	125,194,666.79	62,505,419.94	62,127,543.01	62,989,246.85
3.1.1	GOBIERNO GENERAL MUNICIPAL	125,192,923.00	301,743.79	125,194,666.79	62,505,419.94	62,127,543.01	62,989,246.85
3.1.1.1	GOBIERNO MUNICIPAL	125,192,923.00	301,743.79	125,194,666.79	62,505,419.94	62,127,543.01	62,989,246.85
3.1.1.1.1	ORGANO EJECUTIVO MUNICIPAL (AYUNTAMIENTO)	125,192,923.00	301,743.79	125,194,666.79	62,505,419.94	62,127,543.01	62,989,246.85
3.1.1.1.1.142	SAN SEBASTIÁN TLACOTEPEC PUEBLA	125,192,923.00	301,743.79	125,194,666.79	62,505,419.94	62,127,543.01	62,989,246.85
000	RAMO GENERAL	0.00	0.00	0.00	0.00	0.00	0.00
01	PRESIDENCIA	6,114,890.88	2,012,289.39	8,127,180.27	3,224,258.97	3,224,258.97	4,902,921.30
02	SINDICATURA MUNICIPAL	432,333.14	0.00	432,333.14	188,769.90	188,769.90	243,563.24
03	REGIDORES	1,336,665.78	0.00	1,336,665.78	635,367.36	635,367.36	701,298.42
04	SECRETARIA GENERAL	423,125.37	0.00	423,125.37	236,947.32	236,947.32	186,178.05
05	TESORERIA MUNICIPAL	16,040,257.17	-3,273,269.63	12,766,987.54	7,147,727.16	6,769,850.23	5,619,260.38
06	OBRAS PUBLICAS	86,869,273.84	1,684,858.96	88,554,132.80	46,710,493.05	46,710,493.05	41,843,639.75
07	DIF MUNICIPAL	2,199,732.81	-144,124.39	2,055,608.42	508,679.52	508,679.52	1,546,928.90
08	SALUD	486,329.04	0.00	486,329.04	84,600.00	84,600.00	401,729.04
09	TRANSPARENCIA	390,585.98	-29,080.00	361,505.98	142,087.26	142,087.26	219,418.72
10	CONTRALORIA MUNICIPAL	330,249.91	17,533.17	347,783.08	126,467.38	126,467.38	221,315.70
11	DESARROLLO RURAL	879,329.49	-30,786.00	848,543.49	130,089.54	130,089.54	718,453.95
12	SEGURIDAD PUBLICA	4,691,546.17	-144,260.02	4,547,286.15	1,647,471.76	1,647,471.76	2,899,814.39
13	PROTECCION CIVIL	70,171.59	283,001.65	353,173.24	350,366.38	350,366.38	2,806.86
14	REGISTRO CIVIL	515,064.95	13,923.67	528,988.62	310,343.34	310,343.34	218,645.28
15	EDUCACION, CULTURA Y DEPORTE	405,429.40	90,500.01	495,929.41	155,836.36	155,836.36	340,093.05
16	SERVICIOS MUNICIPALES	2,564,337.48	-178,843.02	2,385,494.46	584,114.64	584,114.64	1,801,379.82
17	SAN MARTIN MAZATEOPAN	180,000.00	0.00	180,000.00	90,000.00	90,000.00	90,000.00
18	MAZATZONGO DE GUERRERO	180,000.00	0.00	180,000.00	0.00	0.00	180,000.00
19	ZACATEPEC DE BRAVO	180,000.00	0.00	180,000.00	0.00	0.00	180,000.00
20	BUENA VISTA DE CUAHUATEMOC	42,000.00	0.00	42,000.00	10,500.00	10,500.00	31,500.00
21	CUAXUCHPA	36,000.00	0.00	36,000.00	0.00	0.00	36,000.00
22	CRUZZITLA	24,000.00	0.00	24,000.00	12,000.00	12,000.00	12,000.00
23	EL CARPINTERO	30,000.00	0.00	30,000.00	12,500.00	12,500.00	17,500.00
24	EL MIRADOR	24,000.00	0.00	24,000.00	10,000.00	10,000.00	14,000.00
25	LA CUMBRE	30,000.00	0.00	30,000.00	10,000.00	10,000.00	20,000.00
26	LA GARRAPATA	30,000.00	0.00	30,000.00	0.00	0.00	30,000.00
27	LA GUACAMAYA	30,000.00	0.00	30,000.00	2,500.00	2,500.00	27,500.00
28	LIBRES	33,600.00	0.00	33,600.00	16,800.00	16,800.00	16,800.00
29	LOMAS DE GUADALUPE	24,000.00	0.00	24,000.00	8,000.00	8,000.00	16,000.00
30	NARANJASTITLA	31,200.00	0.00	31,200.00	0.00	0.00	31,200.00
31	OJO DE AGUA	24,000.00	0.00	24,000.00	10,000.00	10,000.00	14,000.00
32	OVATERO	29,400.00	0.00	29,400.00	4,900.00	4,900.00	24,500.00


ESTADO ANALÍTICO DEL EJERCICIO DEL PRESUPUESTO DE EGRESOS
 CLASIFICACIÓN ADMINISTRATIVA
 Del 1 de Enero al 30 de Junio de 2024
 (Cifras en pesos)

Concepto	Egreso Aprobado (1)	Ampliaciones/Reducciones (2)	Egreso Modificado (3=1+2)	Egreso Devengado (4)	Egreso Pagado (5)	Subejercicio (6=3-4)
33 PASO AZIHUATL	27,000.00	0.00	27,000.00	13,500.00	13,500.00	13,500.00
34 PEÑA ALTA	36,000.00	0.00	36,000.00	15,000.00	15,000.00	21,000.00
35 PETLAPA	26,400.00	0.00	26,400.00	0.00	0.00	26,400.00
36 PILOLA	28,800.00	0.00	28,800.00	4,800.00	4,800.00	24,000.00
37 PLAYA NUEVA	24,000.00	0.00	24,000.00	8,000.00	8,000.00	16,000.00
38 TECOLOTEPEC	30,000.00	0.00	30,000.00	15,000.00	15,000.00	15,000.00
39 TENTZIANTLA	32,400.00	0.00	32,400.00	18,900.00	18,900.00	13,500.00
40 TEOLOLULCO	25,200.00	0.00	25,200.00	6,300.00	6,300.00	18,900.00
41 TEPETLA	24,000.00	0.00	24,000.00	0.00	0.00	24,000.00
42 TEPEXILOTLA	31,200.00	0.00	31,200.00	15,600.00	15,600.00	15,600.00
43 TEPOZAPA	30,000.00	0.00	30,000.00	5,000.00	5,000.00	25,000.00
44 TLACXITLA	24,000.00	0.00	24,000.00	10,000.00	10,000.00	14,000.00
45 TLAZOMPA	24,000.00	0.00	24,000.00	0.00	0.00	24,000.00
46 VILLA DEL RIO	38,400.00	0.00	38,400.00	0.00	0.00	38,400.00
47 VISTA HERMOSA	30,000.00	0.00	30,000.00	15,000.00	15,000.00	15,000.00
48 YOVALASTOC	36,000.00	0.00	36,000.00	0.00	0.00	36,000.00
49 ZACATILIHUIC	30,000.00	0.00	30,000.00	0.00	0.00	30,000.00
50 PAPALOCUAUTLA	18,000.00	0.00	18,000.00	7,500.00	7,500.00	10,500.00
60 RAMO GENERAL	0.00	0.00	0.00	0.00	0.00	0.00
TOTAL DEL GASTO	125,192,923.00	301,743.79	125,194,666.79	62,505,419.94	62,127,543.01	62,989,246.85


Bajo protesta de decir verdad declaramos que los Estados Financieros y sus notas, son razonablemente correctos y son responsabilidad del emisor.


PRESIDENCIA MUNICIPAL
 AYUNTAMIENTO DE
 SAN SEBASTIÁN
 TLACOTEPEC, PUE
 2021-2024


 RAYMUNDO ATANACIO ARCIGA
 PRESIDENTE MUNICIPAL CONSTITUCIONAL


 ALEN ADAIR TRUJILLO HERNANDEZ
 TESORERO MUNICIPAL


TESORERIA MUNICIPAL
 SAN SEBASTIÁN
 TLACOTEPEC, PUE
 2021 - 2024


 ELIAS LOPEZ RAMIREZ
 SECRETARIO MUNICIPAL


SECRETARÍA DEL AYUNTAMIENTO DE SAN SEBASTIÁN TLACOTEPEC, PUE.
 2021 - 2024